



CIELO TRIPLE-BASIN PEDICURE UNIT

Cielo Triple-Basin Pipeless Pedicure Bench features a removable magnetic-drive impeller creates whirlpool action without external pumps and pipes. Makes for quick-easy sanitation between clients, reduces uncertainty.

TECHNICAL INFORMATION

- Measures: 118"W x 50"D
- White radius-front 12" deep acrylic whirlpool tub
- Removable magnetic-drive impeller
- Safe on-off controls
- Faucet
- Vacuum breaker
- Whiz-spray
- Remotely controlled drain assembly
- Comfortable and accommodating sofa seating

SHIPPING INFORMATION

Item generally ships via Freight(Truck) service

- 2 Skids
- Weight: 160 lbs each
- Dimensions: 32"W x 54"L x 52"H
- 1 Skid
- 32"W x 48"L x 52"H
- 120 lbs
- 1 Skid
- 32"W x 66"L x 32"H
- 140 lbs
- 1 Skid
- 32"W x 54"L x 32"H
- 130 lbs

WARRANTY

7.5 Years:

Models 3500, 4500, 5550 Foot Operated Hydraulic Pumps

5 years:

Collins Comfort Zone anti-fatigue mats

All purpose and shampoo chair back reclining mechanisms

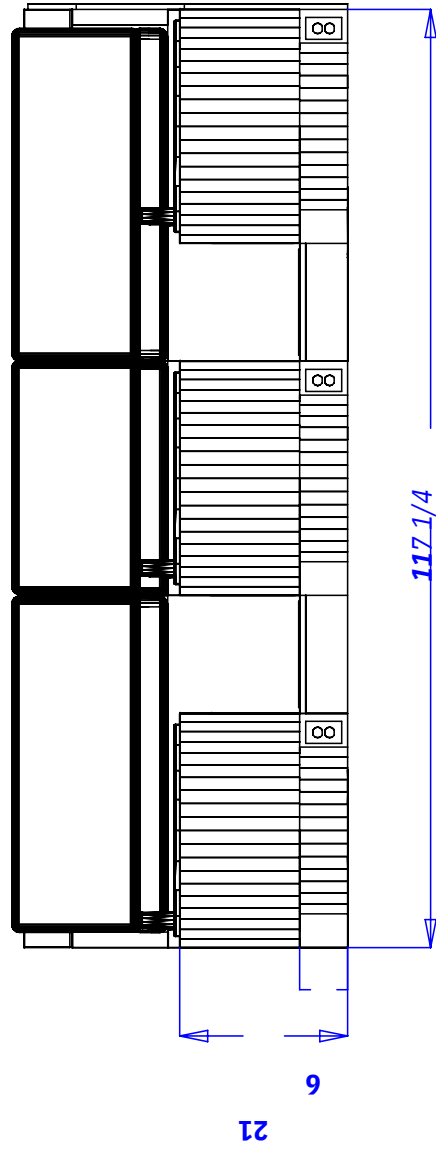
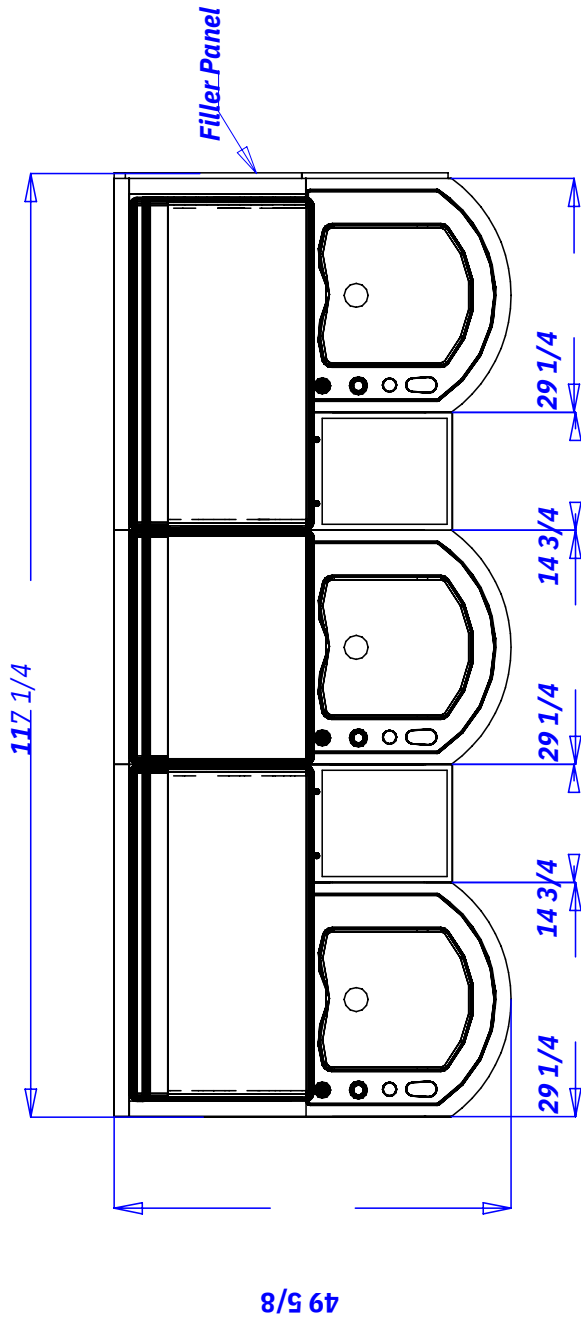
3 Years:

BKB Electric Base
Molded urethane arms
U phols tery
Ball-Bearing Drawer Slides
Cabinet hinges

1 year:

All remaining components, unless otherwise noted





Size:

Date:

| | | | |
|--|--|----------|--|
| | | | |
| | | | |
| | | | |
| | | Sheet #: | |

Seat boxes should be attached to wood framed walls by screwing through the interior back panel into wall studs or blocking. Fasteners for wood framed walls are provided. The fasteners for other wall types are not provided.

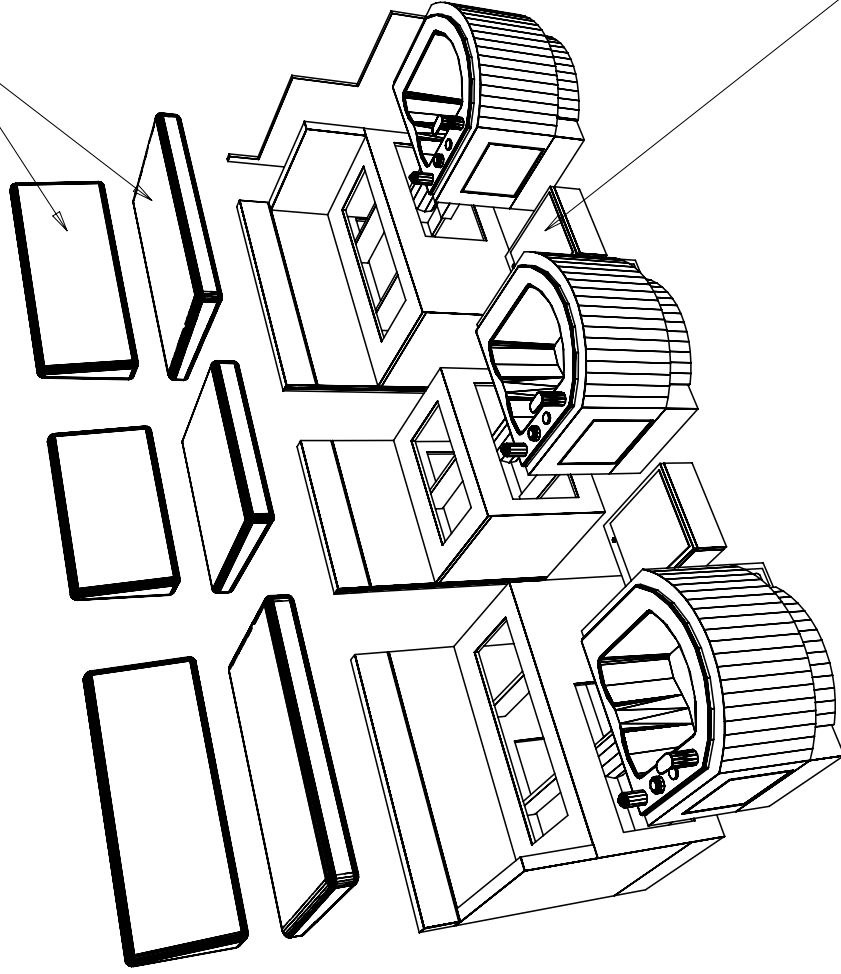
Adjacent cabinets and components should be assembled by fastening through the interior panels with the screws or bolts provided. Tighten securely.

Filler should be attached to right seat box by screwing through the filler into the side of the seat box and basin cabinet with the screws provided.

Components are marked for ease of assembly. Match up like markings for both vertical and horizontal sections. Markings will be on the backs or other surfaces that are inconspicuous after installation.

Seams and joints in proximity of sinks, shampoo bowls, or pedicure basins are to be sealed on-site with a clear silicone caulk to prevent water damage.

Seat & back cushions are attached to seat boxes with Velcro.



The tops of the steps are removable for leveling and attachment.

| | | | |
|--|--|--|--|
| | | | |
| | | | |
| | | | |
| | | | |