

# TOEPIADM

UNWIND IN FORM AND FUNCTION



Optional  
USB  
\$25



Optional  
Ventilation  
\$125



Auto  
Fill  
\$250



Drain  
Pump  
\$250



2 YEARS LIMITED WARRANTY



Check the QR Codes  
for details about  
J&A USA Inc.

<https://www.buyritebeauty.com/>



BUILT IN CUP HOLDER

1 USB OUTLET & PURSE HANGER

2 BUILT IN REMOTE ON ARMREST



Optional  
USB  
\$25



Optional  
Ventilation  
\$125



Auto  
Fill  
\$250



Drain  
Pump  
\$250

# TOEPIADM

UNWIND IN FORM AND FUNCTION



## 1 USB OUTLET & PURSE HANGER

*USB Receptacle Outlet with Purse Hanger.*



## 2 BUILT IN REMOTE ON ARMREST

*This Convenient & Easy to Access Remote Control provides a Wide Range of Massage Settings.*



## 3 TECHNICIAN SIDE REMOTE (NEW)

*Re-position Clients with the Built in Technician Remote*





WHITE



MOCHA



CHOCOLATE



BLACK



GREY



WHITE BASE & BLACK NICKEL BOWL



BONE BASE & GOLD BOWL



PRESTIGE GRAY BASE & BLACK NICKEL BOWL

## BASE


BONE



WHITE



PRESTIGE GRAY



## BOWL

GOLD BOWL



BLACK NICKEL BOWL



## CHAIR UPHOLSTERY

BLACK



WHITE



GRAY



MOCHA



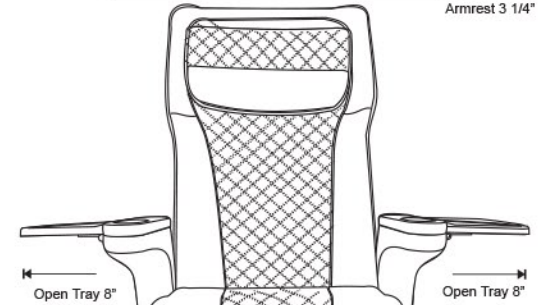
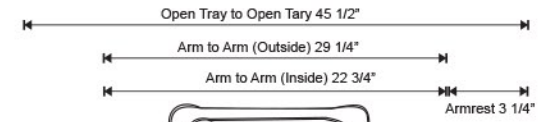


CHOCOLATE



\*\*Actual colors may differ due to limitations and variations inherent in the manufacturing process.

## SPECIFICATION



# FURNITURE

## MONACO

### CUSTOMER CHAIR

- OVERALL DIMENSION: 29" X 16" X 25"
- WEIGHT: 43LBS
- SHIPPING DIMENSIONS
  - 23" X 20" X 14" SHIPPING
  - WEIGHT: 22LBS

### MONACO CUSTOMER CHAIR



GRAY



BLACK



CAPPUCCINO



CHOCOLATE



MOCHA

## M STOOL

### TECHNICIAN STOOL

- OVERALL DIMENSION: 19"W X 23"D
- WEIGHT: 18 LBS
- HEIGHT ADJUSTMENT:
  - LOW PISTON (PEDICURE): 13" TO 16"
  - MEDIUM PISTON (MANICURE): 16" TO 19.5"
- SHIPPING DIMENSIONS 1 IN 1 BOX :
  - 23" X 20" X 14" SHIPPING
  - WEIGHT: 22LBS
- SHIPPING DIMENSIONS 2 IN 1 BOX:
  - 23" X 20" X 17" SHIPPING
  - WEIGHT: 39LBS

### M STOOL



TAUPE



BLACK



GREY



CHOCOLATE



BURGUNDY

## EURO STOOL

### TECHNICIAN STOOL

- OVERALL DIMENSION: 19"W X 23"D
- WEIGHT: 17 LBS
- HEIGHT ADJUSTMENT:
  - LOW PISTON (PEDICURE): 13" TO 16"
  - MEDIUM PISTON (MANICURE): 16" TO 19.5"
- SHIPPING DIMENSIONS: 23" X 19" X 15" "
- SHIPPING WEIGHT 1 IN 1 BOX: 19LBS
- SHIPPING WEIGHT 2 IN 1 BOX: 36LBS

### EURO STOOL



WHITE



BLACK



CHOCOLATE



CAPPUCCINO



GRAY



MOCHA



RED



RED ORANGE



TAUPE

→ Check the QR Codes for details about the Stools & Chairs



# FURNITURE

## YL TECH STOOL

- OVERALL DIMENSION: 28" X 21" X 19"
- WEIGHT: 19 LBS



TAUPE



CHOCOLATE



TERRA RED



WHITE



BLACK



MOCHA



GREY



ROSEWOOD

## YL GLIDE CUSTOMER CHAIR

- OVERALL DIMENSION: 23" X 22" X 30"
- WEIGHT: 30 LBS



TAUPE



MOCHA



GREY



CHOCOLATE



BLACK

FRAME COLOR



CHROME



GOLD

## YL CUSTOMER CHAIR

- OVERALL DIMENSION: 34" X 25" X 17"
- WEIGHT: 30 LBS



CHOCOLATE



WHITE



GREY



BLACK



TAUPE



MOCHA



TERRA RED

## GRAY GOLD NAIL SINGLE TABLE

DIMENSION: 40" W x 30 1/2" H x 16" L



Colors: White Granite Marble Top & Gray Body with Gold Trim

## GRAY GOLD NAIL DOUBLE TABLE

DIMENSION: 71" W x 30 1/2" H x 16" L



Colors: White Granite Marble Top & Gray Body with Gold Trim

## PROVAC NAIL SALON TABLE

DIMENSION: 40" W x 30 1/2" H x 18 1/2" L



Colors: White Granite Marble Top & White Body



Optional  
Ventilation

Optional Ventilation is available for both single & double tables. Consult with your local and state board regulations for compatibility.

# FURNITURE

## SINGLE NAIL TABLE

DIMENSIONS: 40"W X 30 1/2"H X 16"L



Colors:  White Granite Top &  Dark Brown Wood  White Wood

## NAIL DRYER STATION

DIMENSIONS: 55 1/2"W X 36 1/2"H X 16 1/8"L



Colors:  White Granite Top &  Dark Brown Wood  White Wood

## RECEPTION

DIMENSIONS: 52 3/4"W X 44 1/4"H X 18 1/2"L



Colors:  White Granite Top &  Dark Brown Wood  White Wood

## DOUBLE NAIL TABLE

DIMENSIONS: 71"W X 30 1/2"H X 16"



Colors:  White Granite Top &  Dark Brown Wood  White Wood



Optional Ventilation is available for both single & double tables. Consult with your local and state board regulations for compatibility.

## TROLLEY

DIMENSIONS: 20" W X 16" D X 42.5" H



Walnut Wood

White Wood

## PEDI CART

DIMENSIONS: 14 1/4"W X 17"H X 14 1/4"L



Dark Brown Wood

White Wood

## HOT TOWEL WARMER



L : 16.5" W X 16" D X 17.5" H  
M : 18" W X 11.5" D X 14.5" H  
S : 14" W X 11" D X 10" H

(L: 27LBS)

(M: 18LBS)

(S: 12LBS)



**J&A USA INC.**  
335 CROOKED HILL RD.  
BRENTWOOD, NY 11717  
631.243.3336

Scan to Call Us



Scan for Website



<https://www.buyritebeauty.com/>